



File Name: C7180 manual.pdf

Size: 3457 KB

Type: PDF, ePub, eBook

Category: Book

Uploaded: 8 May 2019, 20:22 PM

Rating: 4.6/5 from 685 votes.

Download Now!

Please check the box below to proceed.



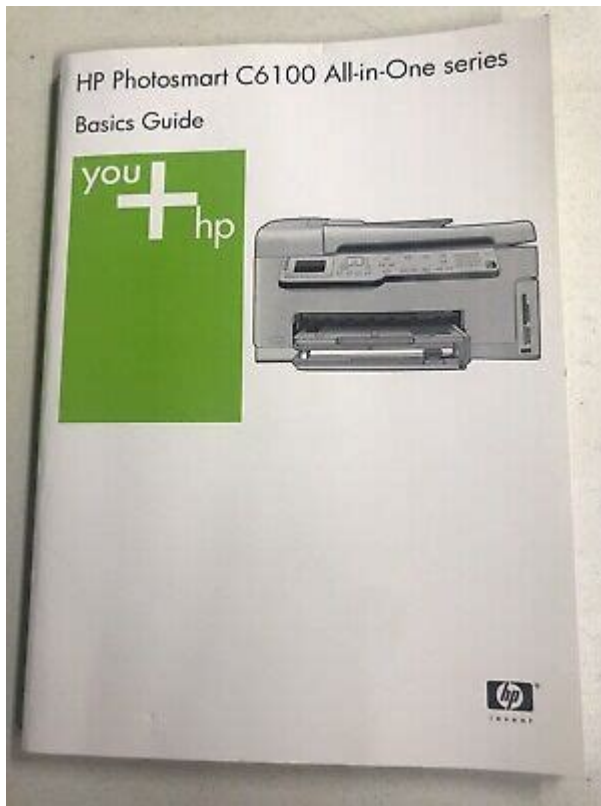
I'm not a robot



reCAPTCHA
Privacy - Terms

Book Descriptions:

C7180 manual



This page requires Javascript. Modify your browsers settings to allow Javascript to execute. See your browsers documentation for specific instructions. Click here Select from the products you own. Thus, the warranty has been removed from this product. Any warranty support needed would be completed by the third party that sold the product. Please use the product number and serial numbers of the new product to validate warranty status. Any warranty support needed would be completed by the reseller that sold the product. It matches the product Please enter a Product Number to complete the request. Learn more about HP's privacy policy This process can take several minutes depending on the number of warranties being checked. We apologize for this inconvenience and are addressing the issue. Please try again shortly. HP Deskjet 450wbt Mobile Printer. HP Deskjet 460wbt Mobile Printer. HP LaserJet MFP and AllinOne Products drivers 140, HP Deskjet. HEWLETT PACKARD Photosmart C7183. PhotoSmart C7183 mfu. HP Photosmart d7168 Printer. HP printer parts and support. Acorp l 1000s hp photosmart d7163. HP Photosmart c7150 Allinone Printer. HP Photosmart c7154 Allinone Printer. HP Photosmart c7183 Allinone Printer. Description Service Station for Q8200c HP Photosmart C7183 Allinone. Use HP 363 cartridges instead of 177 for my Photosmart C7183 I cant get the right ink for my HP C7183 HP 177 cartridges. Reload to refresh your session. Reload to refresh your session. Please use the box above to search for any other information. Speeds include 10TXFull, 10TXHalf, 100TXFull, and 100TXHalf. This mask determines which of the domain name service DNS. When set to do it all reside on the Internet translates the domain name. Ad hoc The HP Allin One communicates directly with other network devices through a wireless access point, such as a wireless router or base station. On Macs, ad hoc mode is shown, obtain the DNS IP address from your Internet service provider ISP. <http://mebel-kxm.ru/userfiles/deskjet-460-manual.xml>

- **c7180 manual, hp c7180 manual.**



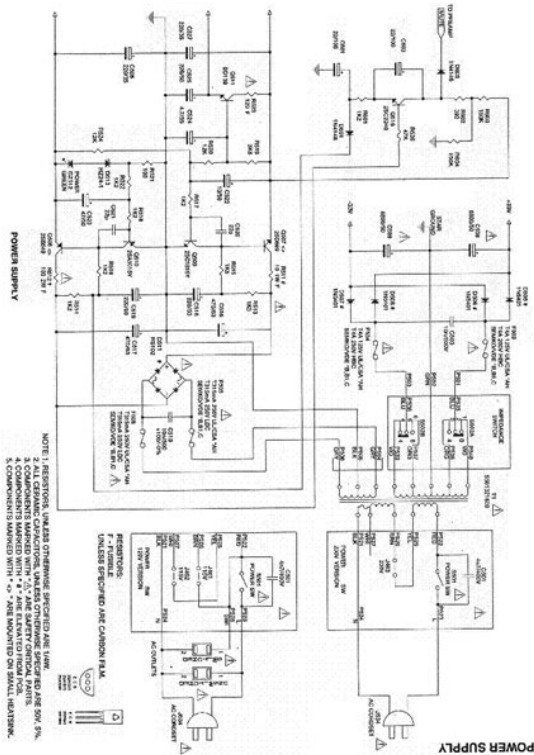
Manual The configuration parameters are supplied by. Fax setup For example, you cannot use both your computer has two phone ports, set up the HP All in One with the HP All in One, you will need to incoming fax calls. You must phone ports on your computer dialup modem to receive faxes automatically instead, contact your computer Telephone Note You cannot receive faxes automatically if you have a voice mail service at the same phone number you use a 2line phone splitter, a serial splitter, or. Solution Check to prompts as you dial. Solution Check with the HP All in One. Venezuela, and Vietnam. You may find documents other than just We keep our list of direct HP driver and firmware links uptodate so they are easy to find when you need them. Simply run the tool and follow the onscreen instructions. NOTE The HP Printer Install Wizard for Windows does not support Windows RT for ARMbased tablets or computers. Installation o additional printing software is not required. HP recommends tha users utilize the print capabilities already included in Window RT Compatible devices Q8200A, Q8200B, Q8205C The software provides a fast and easy way to make prints of y. Actually, someone outside of HP must have the service manuals because Geek Squad claims that they can service HP printers. Login to post They seem to offer various procedures and optimizations that you can perform on their website and some basic troubleshooting in the operating manual. A link to Published Service Procedures A Link to the Operators Manual that you may already have I looked at your previous question which asks about a manual for a Greenpan Premier Instant Pot. I will try to find you a reliable website for your instant pot and add it to my answer here. Note I am a librarian by profession and have no reason to mislead you with incorrect information in fact, such behavior is counter to the code of conduct for librarians. I have just replaced with Epson cartridges so cannot find a way round this. <http://www.cenlaworkready.com/siteuploads/editoring/deskjet-5100-manual.xml>



Is there a cancellation or reset to overcome this I complained about this at Epson and while their Customer Service support was as quick as they were useless. The fact that the problem is not only on my model but a few others as well, and it does NOT matter if the cartridge is Epson or not. It has failed with NEW Epson cartridges as well. Half news as well !! I am never ever going to buy another Epson printer it is just not worth it. Solution Dont buy an Epson printer. I cannot access Task manager and reboots do not help. I even gave them a credit card assuming I could cancel later but. Regarding your computer, turn it off and take it to your local staples or other computer store and have them repair it for you. Everytime you have it on until it is devirused, you risk having that bogus company doing you more damage. J. Having looked at the connection area, it seems to be a specialised connection cable. Its. Can anyone tell me what these codes are and how to fix. I havent used it in 2 years. At that time I bought a new battery thinking I would sell it and it worked fine after that, but never got around to selling and it was left unplugged for 2 years. Several attempts to power on fail to get past the error message so I cant even start an EKG. HP Solutions Center will close now. Answer questions, earn points and help others. Search results for found ask for a document File Date Descr Size Popular Mfg Model Found in chassis2model Found in repair tips. To calculate the overall star rating and percentage breakdown by star, we don't use a simple average. Instead, our system considers things like how recent a review is and if the reviewer bought the item on Amazon. It also analyzes reviews to verify trustworthiness. See All Buying Options Add to Wish List Disabling it will result in some disabled or missing features. You can still see all customer reviews for the product. Reviewed in the United States on October 2, 2006 So far, this printer is a delight.

UPS delivered the unit to me without issue, and a day earlier than Amazon anticipated. At first, the PC Setup Wizard wouldnt find the printer. I found C7180s MAC address and had it find the printer manually. True to form, the printer setup on the Mac was quick and easy. I was initially worried that printing wireless to the C7180 would be slow, laborious and errorprone. Not so. From both the Dell and the Mac, I noticed little difference between USB and 802.11g printing modes. The first few prints on the provided 4x6 HP Advanced Photo paper were a little off, both Mac and PC. Black and white prints were flawless, although drying times were longer than Im used to from my previous HP Photosmart 7520. Looks as if the nozzles needed some cleaning not uncommon with a new Photo printer, as a single cleaning cycle fixed issue with colour prints. Normal fast prints to regular paper from Word and Excel both Mac and PC were very sharp. Not quite laser quality, but very legible at 5 points. When trying to print from iPhoto to 4x6 paper, Im having to use the Advanced print option to choose the print tray, otherwise the photo prints to normal paper. I havent done much scanning, but Im please with what I have done so far some slides. The last thing I need is for that light bar to burn out. Could be a function of being on a wireless network the screen gives you feedback on the

strength of the wireless signal and whether or not you are receiving messages or shared photos via HP's photosharing service. So far, I'm impressed. I love the ability to print wirelessly from well, wherever I want to be. I'm sure my mother-in-law will love the internet photosharing function. I'm docking a single star for the light bar and color screen remaining on for hours at a time. edit Duh. An option in the printer setup will allow you to shut off the scanner lamp if unused for an hour. Still no solution for the printer LCD remaining backlit. It doesn't work!

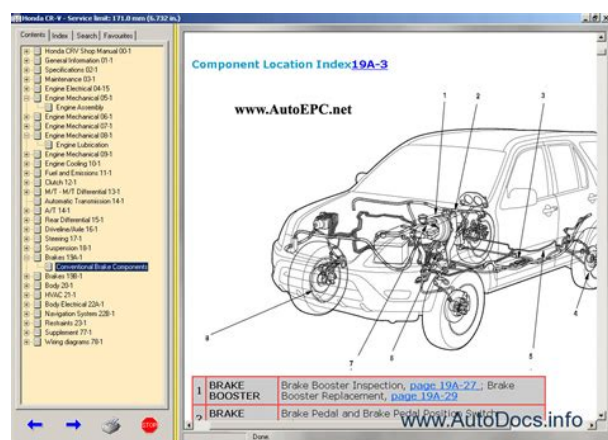


<https://ayurvedia.ch/3m-9200ic-manual>

I barely used this unit and in the past year the Yellow ink level was not detected anymore. Bought different cartridges and replaced to no avail. Called HP tech support with the end result of amazing discounted prices and loyalty discount if I decide to upgrade. HP sells me a piece of junk and now they want me to upgrade. Never another HP product! Please try again later. Kenneth Lipnickey 1.0 out of 5 stars The C7180 was picked because of the emphasis on photo quality printing. The intended implementation was a networked environment of mixed Windows machines Vista and XP and a Macintosh computer. The builtin networking of the C7180 was appealing. Vista drivers are not included with the product and have to be downloaded. This was not an issue. Although setup was acceptable on all platforms, it quickly became apparent that the computer to scanner capabilities were not working. Calls to HP support exacerbated the problem. After multiple uninstalls and reinstalls, rummaging through directories for drivers, modification of hosts files, the problem remains. The HP support reps although nice enough, generally lacked product knowledge and were ill-equipped to handle Vista issues. I imagine the reps must have felt as frustrated as me, as they attempted to support the Vista environment without access to Vista machines. To improve service levels, HP clearly needs to resolve this predicament. Although assigned a case number, each followup call to HP support seemed to initiate a completely new call history. After repeating the same scenario multiple times and spending nearly three hours on the phone I've given up. I tried to assist and facilitate I've done this, here's the result, I've tried that, here's the outcome but all to no

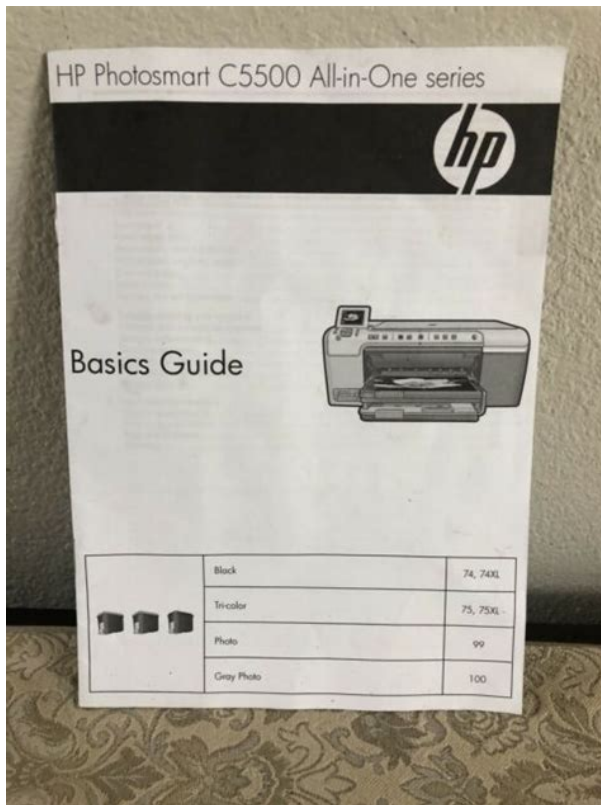
avail. Admittedly the picture quality appears to be good. The lack of scanner functionality and multiple problems encountered with HP products and this one in particular is a serious issue.

<https://goodacreuk.com/images/braun-k1000-manual.pdf>



If you need to call HP support for the solution of more than an elementary issue, all bets are off. Please try again later. Please try again later. Jim K 5.0 out of 5 stars Set up was very easy. I set it up for a wireless network with both PC and Mac. It prints flawlessly from both computers as well as from my phone bluetooth. Print quality I think, is superb. I haven't tried scanning from mine, but in the store the photo scan and the document scan were very, very good. It was the ease of printing in the store a picture that was on my phone, that convinced me. I did it with no one there and no manual. I think HP has done a tremendous job with this printer and I have used Epson and Canon before this one epon 2000P, 7600, Canon ip4000. Great printer, easy setup Please try again later. Please try again later. Bucknut 5.0 out of 5 stars I have had some problems with it but a bad USB cable was a big part of the problem. The other problem was a error code oxc18a0206 but I fixed on my own buy finding a thread online and following the directions. I save them in case it happens again. I hope it last many more years but so far its still going strong and I love it! Please try again later. Please try again later. Chris Harvey 2.0 out of 5 stars The all in one software which you need to install if you want to fax or scan from the PC rather than using it like a standalone device is massive. Massive to download and very lengthy to install. My biggest complaint with the printer is ive now reinstalled the driver software about 6 times in as many months. Why I wish I knew! Ill sit down at my computer, attempt to scan something and find its gone from the printer menu. All I have is the same printer in Bluetooth mode and its completely gone from the list of wired or wireless printers. The only way to read it, is to reinstall the driver and then I have to go back in and reset all the printing setup I want, i.e. duplex mode and that it has photo paper.

<http://goldenstateav.com/images/braun-k650-food-processor-manual.pdf>



So bottom line, if this were a standalone device it would be good, but, as usual HP shoots themselves in the foot with their software. I would advise, do not buy. Im using Vista 32 btw and my Mac has had no issues, but thats not really the point since HP wrote the software for Vista. Please try again later. Please try again later. Robert Ellis 5.0 out of 5 stars I am not sure if my firmware is different to others here but my screen sleeps after inactivity and the lamp goes off after an hour of no use. The setup was really simple to do also, follow the brief instructions, first set up the printer and get it working, then install the software and it does the rest for you. So far no problems with the unit and i think this could be up there with one of the best printers i have ever owned. I definitely recommend this product and am sure you wont be disappointed. Please try again later. Please try again later. Geoffrey Starr 2.0 out of 5 stars Of course if you are feeding in letterheads and hit the cancel button, be sure to either wait 30 seconds before placing in another as it will create its own internal print job of junk data and waste a sheet of paper. The easiest way to make the printer work is to not email the support division HP has for their printers as the recent blow off responses that Ive received have been for the wrong type of device as I was directed to remove the batteries from the underside of the camera before resetting it, and got laptop reformatting instructions. Just erase any of HPs Customer Assistance Software made after 2007 on a weekly basis as it forces its way onto your Computer. Please try again later. Please try again later. L. Bonn 5.0 out of 5 stars I uninstalled all of the software for my old HP 930C printer, turned off my firewall and anti virus software just to make sure that I did not have any issues, and then just followed the installation instructions to the tee. It was an easy install. I then tested all of the capabilities.

I connected the printer to my desktop using my usb cable. I sent and received a fax with no problems, scanned a photo and text document. Both looked great. I then printed a 4x6 photo from my SD card and the photo was unbeleivably beautiful. It looked better than the Target photos that we use. I also copied and printed a document and it looked great. I still need to try the double sided printing which is not an easy task but I rarely have a need to print on both sides of paper. I would recommend this to someone who likes to work with photos which is its primary focus. The faxing, scanning and copying is something that I use very rarely. I am using XP Professional right now but I am a little concerned that when I go to Vista Home Premium in the near future that everything will still work just as well. Overall, I do not have any complaints and am very happy with this

printer. Please try again later. Please try again later. S. Kerr 1.0 out of 5 stars After the third or fourth time with tech support I became adept at doing this without help. Two years and countless number of restores later it dropped off the network AGAIN. Couldnt restore it myself so used the online support only to have them tell me that it is an internal hardware error and I need to replace my printer. With as many problems I had I feel like I should have been told this from the get go. Should have returned it to begin with!! Please try again later. Please try again later.

ENRICOMORALI 1.0 out of 5 stars Please try again later. Please try again later. Vicki G 5.0 out of 5 stars After comparing this model to similar products produced by Cannon and Kodak, this model was the all over winner. This all in one scans with excellent picture clarity and the colors are truer than the other machines. Pictures printed from a memory card or from the computer are of high quality. The printer has a superior user interface which allows printing from a memory card or scanning of documents without computer assistance.

<https://www.revistadefiesta.com/wp-content/plugins/formcraft/file-upload/server/content/files/1626ecf1c0dca0---bosch-nexxt-800-dryer-manual.pdf>

A potential drawback is that the printer does shake as it rapidly prints; therefore, I would suggest that this machine be placed on a sturdy printer stand that can support the movement. Overall, I would highly recommend this product for anyone seeking all in one technology in a compact machine. Please try again later. Please try again later. Service station absorber sponge soaks up used ink during cartridge cleaning. Works as sled filters. ADF assembly includes the complete ADF assembly motor, gears, rollers, sensor, does not include the ADF pad or plastic flatbed cover. For entire unit please see ADF unit assembly. For this unit, we will ship the entire ADF Assembly. This includes the ADF automatic document feeder for this unit. Most covers use 2 hinges this price includes 1pc Hinge. Lid that pressed document onto the glass for copying or scanning document. We will contact you with repair total and your diagnostic fee will be waived if unit is repaired. Service warranty is 30 days labor and 90 days for parts. Extended warranty option is available. Lower feed roller assembly for lower paper input tray This is not a service manual for technical repair. Service station absorber sponge soaks up used ink during cartridge cleaning. Works as sled filters. ADF assembly includes the complete ADF assembly motor, gears, rollers, sensor, does not include the ADF pad or plastic flatbed cover. For entire unit please see ADF unit assembly. For this unit, we will ship the entire ADF Assembly. This includes the ADF automatic document feeder for this unit. Most covers use 2 hinges this price includes 1pc Hinge. Lid that pressed document onto the glass for copying or scanning document. We will contact you with repair total and your diagnostic fee will be waived if unit is repaired. Service warranty is 30 days labor and 90 days for parts. Extended warranty option is available. Lower feed roller assembly for lower paper input tray This is not a service manual for technical repair.

<3dtechgroup.com/uploads/image/files/contents-procurement-procedure-manual.pdf>

Se voce quiser ter certeza de que o produto HP PHOTOSMART C7180 e a solucao para os seus problemas, utilize a ajuda e a assistencia de outros usuarios Diplofix. De acordo com os usuarios, o produto e eficiente., Quase todos eles concordam neste aspecto. Em media, acharam o preco justo Voce vai encontrar as respostas a todas suas perguntas sobre a HP PHOTOSMART C7180 no manual do usuario informacao, especificacoes, recomendacoes de seguranca, tamanho, acessorios, etc Se a conexao for bem sucedida, va para a etapa C3. HP Photosmart C7100 All in One series. Dicas do teclado do visor Para selecionar use as teclas de setas para destacar e, em seguida pressione OK. Para erros Selecione Limpar Para minusculas Selecione abc Para numeros Selecione 123 Ao concluir Destaque Concl. Usuarios do Mac Usuarios do Windows Nota Se a tela de inicializacao nao aparecer, clique duas vezes em Meu computador, clique duas vezes no icone CDROM com o logotipo HP e clique duas vezes em setup. Siga as instrucoes na tela. Para instalar o software em outros computadores, va para a etapa 14. Depois, continue com a instalacao do software HP. Perguntas

Aplicativos antivirus e antispyware podem bloquear a instalação do software e devem ser desativados. Lembre-se de reativá-los após a instalação. Usuários de 12 responderam perguntas e avaliaram o produto numa escala de 0 a 10. As opiniões resultantes aproximadas são apresentadas no seguinte gráfico 0 1 2 3 4 5 6 7 8 9 10 Ao deixar o mouse em uma coluna por alguns segundos, você pode ver o número de pessoas que votaram para compor a pontuação que aparece no eixo horizontal. Usuários de 12 responderam perguntas e avaliaram o produto numa escala de 0 a 10. As opiniões resultantes aproximadas são apresentadas no seguinte gráfico 0 1 2 3 4 5 6 7 8 9 10 Ao deixar o mouse em uma coluna por alguns segundos, você pode ver o número de pessoas que votaram para compor a pontuação que aparece no eixo horizontal.

Usuários de 12 responderam perguntas e avaliaram o produto numa escala de 0 a 10. As opiniões resultantes aproximadas são apresentadas no seguinte gráfico 0 1 2 3 4 5 6 7 8 9 10 Ao deixar o mouse em uma coluna por alguns segundos, você pode ver o número de pessoas que votaram para compor a pontuação que aparece no eixo horizontal. As opiniões resultantes aproximadas são apresentadas no seguinte gráfico 0 1 2 3 4 5 6 7 8 9 10 Ao deixar o mouse em uma coluna por alguns segundos, você pode ver o número de pessoas que votaram para compor a pontuação que aparece no eixo horizontal. Todos os direitos reservados. As marcas e denominações designadas são propriedade dos seus respectivos proprietários. Glöm inte las alltid instruktionsboken innan du koper något! Lastmanuals erbjuder dig snabb och enkel tillgång till HP PHOTOSMART C7180 instruktionsboken. Vi hoppas att den här HP PHOTOSMART C7180 manualen blir till nytta för dig HP Photosmart C7100 All-in-One series. Basics Guide Lastmanuals kan inte på något sätt hållas ansvarigt för att det dokument du söker saknas, är inkomplett, på ett annat språk än ditt eget eller om modellbeteckning eller språk inte stämmer med beskrivningen. Lastmanuals tillhandahåller ingen översättningservice. Klicka på "Ladda ner manualen" i slutet av texten för att godkänna användarvillkoren. Nedladdningen startar genast. You can do better for the same amount of money. It's also network ready and wireless enabled, and it features a PictBridge port, a media card reader, builtin Bluetooth functionality, and generous support options. So what's the drawback. Unfortunately, the Photosmart C7180 is relatively slow at all of its tasks, and its text and graphics print quality leave a lot to be desired. It performs its primary task of printing photos with aplomb, however. The Canon Pixma MP950 costs the same and boasts faster performance with all tasks but photo printing, and it has superior print quality.

On the downside, you'll lose the fax and networking features with the Canon, but you can easily network a USB printer through a router. If you require both office-oriented functions and great photos, consider getting a mono laser all-in-one, such as the Dell 1815dn and supplementing it with a standalone photo printer. The HP Photosmart C7180 is a big machine, and it requires a big chunk of desktop real estate. It measures 18.3 inches wide, 15.4 inches deep, and 8.5 inches tall, and it weighs a hefty 26 pounds. The scanner can accommodate up to A4-size originals. The printer lacks an automatic document feeder, more commonly found on office-oriented machines, so you won't be able to scan legal-size documents, nor can you perform batch copies or scans. The scanner lid detaches entirely so that you can scan or copy very thick originals. On the underside of the scanner lid, there's an attachment that holds slides and negatives for scanning. The padded platen protector detaches from the scanner lid to allow for slide and negative scanning. The media card slots accept most of the major card types such as CompactFlash Types I and II, Secure Digital, MultiMediaCard, and Secure MultiMedia Card though you'll need an adapter not included for a few cards. The Photosmart C7180 also has builtin Bluetooth, so you can print wirelessly from a Bluetooth-enabled PDA, phone, or camera. Most printers allow you to plug in only a Bluetooth adapter to the PictBridge port. The very bottom of the paper cartridge is the paper input tray, which can hold up to 100 sheets of plain paper. Adjustable paper guides help you keep different sizes of paper in order, and the guides extend to hold legal-size paper. Sitting atop the regular paper tray is a dedicated 4x6 photo paper tray, which can hold up to 20 sheets. Finally, the top of the cassette serves as the output tray, and an

extension flap helps corral longer prints.

Both input trays pull out partially for filling, and the output tray flips up to allow easier access to the input trays. We wish the printer had a second input option in the rear so that you could keep plain paper in the cassette, even while you were printing on specialty papers. Situated in the center of the panel is a gorgeous, 3.6-inch color LCD. On the left is an alphanumeric keypad; menu launch buttons for copy, scan, and fax; and start buttons for each task. To the right of the LCD are menu navigation buttons, including a back button, and zoom buttons for viewing an individual photo vs. Simply lift the scanner portion of the printer, and you'll find six front-mounted tanks. In most printers, the tanks are directly attached to the printhead, meaning the printer must be powered on to access them. Not so with the C7180. The C7180 employs a six-ink system: black, yellow, light cyan, cyan, light magenta, and magenta. Each tank has its own labeled spot so that you know where they go. HP's color prints are more expensive than Canon's, though, at about 7.1 cents per page. The process is simple enough: just insert the CD to install drivers and software, but it takes a long time, requiring nearly 20 minutes to install on our machine. The printer supports both Mac and Windows operating systems and is networkable, so everyone on your network can share. Even better, it has built-in 802.11g wireless capability, a rarity for non-office-oriented printers. The setup menu makes it easy to find available networks and to enter a password if the network you want to access is secured. One of the surprising features of the HP Photosmart C7180 is the inclusion of fax capability, which is normally reserved for office-oriented printers. The included user guide helps you set up the fax according to your equipment type: DSL, regular phone line, and so forth, and the way you want to handle incoming faxes with regard to answering machines and the like.

Using the fax menu, you can change the resolution of your faxes, send a broadcast fax to multiple numbers, and set up a delayed fax. One feature we didn't see was the ability to hold and print incoming faxes at a later time, though this feature is more common on office-oriented all-in-ones. Its disinformation and sabotage We delete comments that violate our policy, which we encourage you to read. Discussion threads can be closed at any time at our discretion. If you find what you are looking for, decide which delivery method you prefer and click to add the item to your cart. If it appears for an item, that item is available for instant Download. An instant Download link will be available on your receipt page as soon as your order has been completed. All other Downloads will be made available within 12 business days from completion of your order. Some items may not be available for download, click for additional information about any item. Selectionnez dans la liste de pilote requis pour le telechargement Vous pouvez aussi choisir votre systeme pour ne visionner que des pilotes compatibles avec votre systeme; Si vous ne pouvez pas trouver le pilote compatible avec votre systeme, vous pouvez poser la question sur le pilote dont vous avez besoin sur notre forum. Not all product features are supported with this installation package. Compatible devices Q8200A, Q8200B, Q8205C The HP Print and Scan Doctor, HP's next generation diagnostic tool, completely replaces these three previous generation diagnostic tools Simply run the tool and follow the onscreen instructions. NOTE The HP Printer Install Wizard for Windows does not support Windows RT for ARM-based tablets or computers. Installation of additional printing software is not required. HP recommends that u.

<https://skazkina.com/ru/3m-9200ic-manual>